

5215

Program Book

Community Service Project

AP STATE COUNCIL OF HIGHER
EDUCATION

(A STATUTORY BODY OF GOVERNMENT OF ANDHRA PRADESH)

**BLOOD GROUPING TEST
IN
MRS. A.V.N COLLEGE CAMPUS**

**BY
ALLIPILLI PAVANI**

REGD.NO:720130805215



Estd : 1860

**PROJECT WORK SUBMITTED TO MRS. A.V.N COLLEGE,
AFFILIATED TO ANDHRA UNIVERSITY, VISAKHAPATNAM FOR
THE PARTIAL FULFILMENT OF DEGREE OF**

BACHELOR OF SCIENCE

2020 – 2023

MRS. A.V.N COLLEGE

VISAKHAPATNAM – 530001
ANDHRA PRADESH



2020-2023

DECLARATION

I, **ALLIPILLI PAVANI**, Student of III B.Sc – C.B.Z, Mrs .
A.V.N College , affiliated to Andhra University here by Declared that this
project entitled ``**Blood grouping test at MRS.AVN College campus**`` is a
genuine work carried out by me under the guidance of
Mr.P.Venkatarao, Lecturer in Chemistry, Mrs.A.V.N College ,
Visakhapatnam, Andhra Pradesh Furthermore, this project work was not
submitted to any other institution or University for awarding any
Degree.

DATE: 6/9/2022
PLACE: Visakhapatnam

A. Pavani
Name & Signature of the student

M.S. Naidu
(M.Simhadhri Naidu)

P.V.
(Mr.P.Venkatarao)

PRINCIPAL

MENTOR

PRINCIPAL
Mrs. A.V.N. COLLEGE
VISAKHAPATNAM

A. Parani

Program Book
for
Community Service Project

Name of the Student: A. Parani

Name of the College: MYS. AvN College

Registration Number: 720130805215

Period of CSP: From: 1-10-2022 To: 28-12-2022

Name & Address of the Community/Habitation:

Community Service Project Report

Submitted in accordance with the requirement for the degree of.....

Name of the College: MRS. AVN college

Department: BSC (CBZ) Chemistry, Botany, zoology

Name of the Faculty Guide: P. VENKAT RAO

Duration of the CSP: From.. ~~6-9-2022~~ TO 16/10/2022

Name of the Student: A. Pavani

Programme of Study : 1

Year of Study: IIIrd BSC- CBZ

Register Number: 720130805215

Date of Submission:

Student's Declaration

I am A. Pavan, a student ofProgram, Reg. No. 720130805215 of the Department of..... College do hereby declare that I have completed the mandatory community service from..... toin (Name of the Community/Habitation) under the Faculty Guideship of....., (Name of the Faculty Guide), Department of.....in Mrs. A.V.N. College..... College

A. Pavan

(Signature and Date)

Endorsements

Pus

Faculty Guide

[Signature]

Head of the Department

[Signature]
Principal
PRINCIPAL
Mrs. A.V.N. COLLEGE
VISAKHAPATNAM

Certificate from Official of the Community

This is to certify that ... A. Pavan (Name of the Community Service Volunteer) Reg. No 720130805215 of Mrs. A.V.M. College (Name of the College) underwent community service in Punjab Junction... (Name of the Community) from 06/09/2022 to 16/10/2022.

The overall performance of the Community Service Volunteer during his/her community service is found to be good (Satisfactory/Good).


P. B. N. Singh
(Word Signature in Hand)
Authorized Signatory with Date and Seal

ACKNOWLEDGEMENTS

First of all, I would like to express my gratitude to Admity to Enabling me to complete this report on blood test

" Im portone of blood testing :-

Successfully completion of any type of project success helps from a number of persons.

I have also taken help from different people from preparation of this report now, There is a little effort to show my deep gratitude to that helpful person.

I convey my sincere gratitude to my Academic Mr. Venkatrao Head of the department of Chemistry of Mrs. AVN college without his kind discession and proper guidance this study would have been a little success. In every phase of project his supervision and guidance shaped this report.

CHAPTER 1: EXECUTIVE SUMMARY

The community service report shall have only a one-page executive summary. It shall include a brief description of the Community and summary of all the activities done by the student in CSP and five or more learning objectives and outcomes.

The main purpose of blood group testing is, we all should be aware of our blood groups. It plays a very important role when it comes to having a blood transfusion knowing our blood groups helps us to select appropriate blood for transfusion there during any emergencies or accidents.

In blood testing we should take materials like tooth picks, blood sample alcohol swabs, washed clean glass slide, sterile cotton because Biotaxed disposal contains monoclonal antibodies (anti-A, B, and D) all these equipments will be readily available in a blood test kit. Then take a clean glass slide & draw three circles on it unparallel. Add anti-A to the second circle and anti-B to the first circle add anti-D with the help of dropper. Now wipe the ring fingers with the alcohol swab and sub gently heat the finger ring tip. Where the blood sample will be collected. I lick the ring finger with the correct & wipe off the first drop of the blood as samples gently with the help of too throat & wait for a minute.

- About the Community/Village/Habitation including historical projects of community/habitation, community diversity, traditions, ethics and values.
- Brief note on Socio-Economic conditions of the Community/Habitation.

It is the one of the oldest settlements in the city of Visakhapatnam in the Indian state of Andhra Pradesh. The area which falls under the local administrative limits of Greater Visakhapatnam Municipal Corporation is the main residential of the city there are many old monuments municipal office tower Hall Visakhapatnam, reading room and Government Victoria hospital

Cleanliness is often achieved through cleaning culturally cleanliness is usually a good quality as indicated by the aphorism:

"Cleanliness is next to Godliness"

They may be regarded as contributing to other ideas such as health and beauty.

As an assertion of moral superiority of superior ability cleanliness has played a role in establishing cultural values tradition to social class humanitarianism and cultural imperialism.

WEEKLY REPORT

WEEK - 1 (From Dt. 6/9/2022 to Dt. 12/9/2022)

Objective of the Activity Done: To collect Demographic data

Detailed Report: In this week, our (me) member made a team with 5 members to do Community service project in the Malloorchi which a under k-17-14 besides, Visakhapatnam, Municipal Corporation and we selected topic is "blood grouping"

- * CHECKING of blood types by knowing their responses in the surveyed area.
- * to indicate people, and checking the area
- * Area has cement roads with street lights and area's garbage cans system
- * this area is behind the Snehare
- * Area has multiple centers for drinking purposes

On this, first week, we collectively surveyed village / area demographic and we had data that villages / area people shared with us in the first week.

12

ACTIVITY LOG FOR THE FIRST WEEK

DAY & DATE	BRIEF DESCRIPTION OF THE DAILY ACTIVITY	LEARNING OUTCOME	Person In-charge Signature
Day - 1	Surveying starts at first day	Introduction/Interfere with villagers	
Day - 2	Surveying the rural area	Data collection and analysing	
Day - 3	Surveying the rural area	Data collection and analysing	
Day - 4	Surveying the rural area	Data collection and analysing	
Day - 5	Surveying the rural area	Data collection and analysing	
Day - 6	Surveying the rural area	Data collection and analysing.	

CHAPTER 3: COMMUNITY SERVICE PART

Description of the Activities undertaken in the Community during the Community Service Project. This part could end by reflecting on what kind of values, life skills, and technical skills the student acquired.

Blood tests have a variety of tests and are one of the most common types of medical tests done most often. A blood test can be used to gauge your general state of health. Assess if you have an infection. See how well certain organs, such as your liver and kidneys are working. Screen you for certain genetic conditions. Find out if you are at risk of heart disease. Assess how whether you are at the condition of blood clotting. Diagnose disease such as cancer, anemia and coronary heart disease.

The majority of blood tests will only take couple of minutes to have done, and are carried out at your GP surgery or local hospital by a doctor, nurse or phlebotomist.

WEEKLY REPORT

WEEK - 2 (From Dt. 12/19/2022.. to Dt. 12/19/2022.)







Objective of the Activity Done: Surveying & collecting samples of blood

Detailed Report: In this second week. we (team) continued surveying the remain houses in Pelliveedhi area. beside the K.G.H. Visakhapatnam. And our survey will be ended in next two weeks.

when compared with first week. we had lot of experiences with villages while conducting survey in the village. The experiences are:

- * villages are still believing "superstitions".
- * They don't have awareness on the blood groups.
- * many young people are went to different places for education and employment.
- * people are believing in the community care variations.
- * During survey. we have see only small child ren and aged women and above 50 years aged people.
- * No. of houses surveyed = 20
- * No. of houses in area = above 100
- * There are above a handicapped persons in their area.
- * fishing is the major source of their area people.

ACTIVITY LOG FOR THE SECOND WEEK

DAY & DATE	BRIEF DESCRIPTION OF THE DAILY ACTIVITY	LEARNING OUTCOME	Person In-charge Signature
Day - 1	General survey starts from today in village	Sample collection and Analysis	
Day - 2	1st day collected samples Results given today	Blood groups of the given People of 1st day	
Day - 3	again surveyed and sample collected in villagers	sample collection and Analysis	
Day - 4	Surveying the villagers	Data collection and Analysis	
Day - 5	Surveying the villages	Data collection and Analysis	
Day - 6	Surveying the village	Data collection and Analysis.	

Objective of the Activity Done:

Detailed Report:

In this third week, we have completed 2 campaigns in area to aware the people. During survey we found the area people and awareness on the blood donation and Determination of blood samples and make a step towards the Community Development. Many of the people doesn't know their blood groups and don't have any idea on the donation of blood.

We collected the sample on the first half day of the week and take the second half days we will giving this sample results and make them awareness on the blood groups.

During the survey many of the people asks about this percentage of blood. But we check the blood groups and we tell them we checked bodies.

To remove stereotypes the blood group campaign conducted. To bring an awareness on the blood groups and also aware about their blood groups.

ACTIVITY LOG FOR THE THIRD WEEK

DAY & DATE	BRIEF DESCRIPTION OF THE DAILY ACTIVITY	LEARNING OUTCOME	Person In-charge Signature
Day - 1	blood test Campaign is conducted	collected and analysed	<i>[Signature]</i>
Day - 2	Taking blood samples of every one	collected and analysis	<i>[Signature]</i>
Day - 3	Survey about the blood test campaign	Taking survey details in Record	<i>[Signature]</i>
Day - 4	Collecting the blood samples	collected and analyses	<i>[Signature]</i>
Day - 5	Giving results blood collecting in day 3 and 4 th day	writing the results in the survey books	<i>[Signature]</i>
Day - 6	blood test results giving	writing in the records	<i>[Signature]</i>

WEEKLY REPORT

WEEK - 4 (From Dt 24/9/2022, to Dt 30/9/2022)

Objective of the Activity Done:

Detailed Report:

In this fourth week, we have implemented our project in Sullia, Vizalapuram. The implementation of project included explaining about the blood groups and diseases affected by the different types of blood and the blood groups of "A, B", AB and "O" by this weekend our project will be ended.

Explaining about both uses and disadvantages on the blood groups. And the uses of donation of blood giving diseases about the Alcohol, Pancreas and Gutka disadvantages while curing them and explain about the blood group donations.

Explained about the "ABO" blood types and giving the students about the blood donation and Benefits on the donation of blood.

We visited the area (P) people about to knowing the blood donation camps. In the week, we are very satisfied for the support of villagers, have known very useful information and giving the guidance from me and my team.

ACTIVITY LOG FOR THE FOURTH WEEK

DAY & DATE	BRIEF DESCRIPTION OF THE DAILY ACTIVITY	LEARNING OUTCOME	Person In-charge Signature
Day - 1	Project implementation plan is made	Data Analysis Critical Thinking	<i>Jus</i>
Day - 2	Explaining about the blood group donations	communication coverage.	<i>Jus</i>
Day - 3	Giving lectures about issues on alcohol and Gutka, pan and paak	communication coverage	<i>Jus</i>
Day - 4	deciding about the A, B, AB and O Blood groups	communication coverage problem solving	<i>Jus</i>
Day - 5	programmes on the blood types disease	problem solving of communicable - on coverage	<i>Jus</i>
Day - 6	programme implemented in area	To develop the are people knowledge on blood types.	<i>Jus</i>

ACTIVITY LOG FOR THE FIFTH WEEK

DAY & DATE	BRIEF DESCRIPTION OF THE DAILY ACTIVITY	LEARNING OUTCOME	Person In-charge Signature
Day - 1	Organizing the primary data collected through survey	writing data analysis	<i>Ju</i>
Day - 2	Tabulation of collected data for analysis.	Data Analysis Decision-making	<i>Ju</i>
Day - 3	Making diagrammatic graphs for tables for better understanding	Analysis and problem solving	<i>Ju</i>
Day - 4	Making data suitable from final and final department final report making	Analysis, Research	<i>Ju</i>
Day - 5	Analysing the organized data and collected data from more sources.	Decision making Project management	<i>Ju</i>
Day - 6	Submi of final report made by team in college.	community service project final report submitted & completed.	<i>Ju</i>

Describe the problems you have identified in the community

PROBLEMS IN RELIVE EDHI:-

- * They doesn't have idea on their blood group?
- * maximum people doesn't donate their blood by doesn't have minimum knowledge.
- * They don't have blood to donate whom. They have to every one their blood
- * They doesn't cooperate doctor for the blood purification task.
- * treated the upper caste community and the lower class community.
- * people are still following this blood group according to their families.
- * There is monopoly single community in the surveyed area maximum
- * maximum people aged 30 above are seen to be alcoholic
- * sutela, paku, paku, will be chewed by the teen agers.
- * they don't donate their blood once by their fear
- * villages / area people are still believing wrong full superstitions.

Short-term and long term action plan for possible solutions for the problems identified and that could be recommended to the concerned authorities for implementation.

Solutions for the problems of melliudri people.

- * firstly they can check up their blood group
- * and check their blood percentage.
- * they can donate their blood at least 6 months once
- * stop using (or) drinking of alcohol.
- * stop crossing of gulka pan and water.
- * have minimum intake on the "Apo" blood group system.
- * people stop believing of ancient methods on body defects.
- * regularly checkup their healthy issues with two doctors
- * they can take good food and fruits for maintaining blood levels correctly
- * they cannot use the chemicals / drugs to the body because they affect their body.

CHAPTER 5: OUTCOMES DESCRIPTION

Details of the Socio-Economic Survey of the Village/Habitation. Attach the questionnaire prepared for the survey.

SOCO - ECONOMIC SURVEY OF RYUJI VEECDIA :-

Relliveedhi area is located in Visakhapatnam besides the K.C.H. And this area people are below living to only one community, mg. of people depending on the fishing (few) families from migrated areas are struggling basically this area people are good Export the daily labour. this area is socially very fine that the are people have more coexisting among them. they used to live in segments according to their communities they collectively celebrates festivals grandly.

QUESTIONNAIRE USED IN THE SURVEY

- * Do you know your blood group
- * Do you know the benefits of blood donation
- * Have you donated your blood previously
- * If yes, how many times you have donated the blood.
- * Have you feel any healthy issue are to the donation of blood?
- * If not donated why?

WEEKLY REPORT

WEEK - 5 (From Dt 20/9/2022 to Dt 21/10/2022)

Objective of the Activity Done:

Detailed Report: In this Atthweek. we the 5 members of our collected gathered in college and analysed the raw data collected during survey. The Primary data was clearly and neatly observed data in graphs. We made final report of our survey data and submit it in college. first we organized the primary data collected through survey. then we discussed with a our team on our final report and how to make it. we analyzed the raw data and made notation of raw data for easy understanding and further study.

then the tabular data made into a graphical report & notation. By the graphical representation & diagrammatic of data every one understand the data in a respective of citizenry.

we final report was made with tabular data graphical data, diagrammatic, and description of data of last we submitted our report to the college.

we have worked daily 6-hour for this project. totally we have worked 180 hrs (30 day \times 6 hrs = 180 hrs) to complete and submit this project. we enjoyed in this completion of project.

COMMUNITY AWARENESS PROGRAMME:

On total we conducted 6 programmes in the Rallivedhi, Visakhapatnam on topics of:

- 1) Blood Group detection
- 2) Awareness on "ABO" blood system
- 3) Lectures on Alcoholics and chewing bad items
- 4) Collection of blood sample
- 5) Donation of blood
- 6) Declaration of blood groups for collected samples.

To remove superstitions; a programme was conducted to create that myth is no use of superstitions and have an minimum idea on the blood groups and donations of blood groups and this programme was conducted to aware the importance of blood in the body and donation of blood to save another body.

me and my teammates was glad to thank for the conducted was gaining more knowledge and have citizen interactions.

"DONATE BLOOD - SAVE LIFE"

Instructions to Students for Community Service Project

Please read the detailed Guidelines on Community Service Project hosted on the website of AP State Council of Higher Education <https://apsche.ap.gov.in>

Link:

<https://apsche.ap.gov.in/Pdf/Guidelines%20for%20the%20OJT%20Internship%20Community%20Service%20Project.pdf>

1. It is mandatory for all the students to complete 2 months (180 hours) of Community Service Project as a part of the 10 month mandatory internship/on the job training.
2. Consider yourself as a committed volunteer in the community, you work with.
3. Every student should identify the village/community/habitation for Community Service Project (CSP) in consultation with the College Principal/the authorized person nominated by the Principal.
4. Report to the community/habitation as per the schedule given by the College. You must make your own arrangements of transportation to reach the community/habitation.
5. You will be assigned with a Faculty Guide from your College. He/She will be creating a WhatsApp group with your fellow volunteers. Post your daily activity done and/or any difficulty you encounter during the programme.
6. You should maintain punctuality in attending the CSP. Daily attendance is compulsory.
7. You are expected to learn about the community/habitation and their problems.
8. Know the leaders and the officials of the community/habitation.
9. While in project, always wear your College Identity Card.
10. If your College has a prescribed dress as uniform, wear the uniform daily.
11. Identify at least five learning objectives in consultation with your Faculty Guide. These learning objectives can address:
 - Information about the community, including the realities and problems of the society.
 - Need for creating awareness on socially relevant aspects/programs.
 - Acquiring specific Life Skills.
 - Learning areas of application of knowledge and technologies related to your discipline.
 - Identifying developmental needs of the community/habitation.

COMMUNITY SERVICE PROJECT

BLOOD GROUPING TEST

NAME OF THE RECIPIENT :- M. Rathnam

AGE :- 32 years

GENDER :- female

MARITAL STATUS :- married

ADDRESS :- Punjabi Hotel Andhra Pradesh.
Visakhapatnam 53001.

➤ 1. TYPE OF BLOOD GROUP.

() A+ () A- () B+ () B- () AB+ () AB- () O+ () O-

➤ 2. DO YOU KNOW THE BENEFITS OF BLOOD DONATION ?

() YES. () NO.

➤ 3. HAVE YOU DONATED YOUR BLOOD PREVIOUSLY ?

() YES. () NO.

➤ 4. IF YES HOW MANY TIMES HAVE DONATED BLOOD ?

() ONE TIME. () TWO TIMES. () THREE TIMES.

() MORE THAN 3 TIMES. () NO.

➤ 5. HAVE YOU FEEL ANY HEALTH ISSUE DUE TO BLOOD DONATION ?

() YES. () NO.

➤ 6. IF NOT DONATED WHY ?

() DUE TO HEALTH ISSUE.

() FEAR OF BLOOD DEFICIENCY.

() FEAR OF NEEDLE.

() DUE TO LOW BLOOD.

Student Self-Evaluation for the Community Service Project

Student Name: A. Pavani

Registration No: 720130805215

Period of CSP: From: 06/09/2022 To: 16/10/2022

Date of Evaluation:

Name of the Person in-charge: P. Venkat Rao, Senior prof. in dept of chemistry.

Address with mobile number:

Please rate your performance in the following areas:

Rating Scale: 1 is lowest and 5 is highest rank

1) Oral communication	1	2	3	4	5
2) Written communication	1	2	3	4	5
3) Proactiveness	1	2	3	4	5
4) Interaction ability with community	1	2	3	4	5
5) Positive Attitude	1	2	3	4	5
6) Self-confidence	1	2	3	4	5
7) Ability to learn	1	2	3	4	5
8) Work Plan and organization	1	2	3	4	5
9) Professionalism	1	2	3	4	5
10) Creativity	1	2	3	4	5
11) Quality of work done	1	2	3	4	5
12) Time Management	1	2	3	4	5
13) Understanding the Community	1	2	3	4	5
14) Achievement of Desired Outcomes	1	2	3	4	5
15) OVERALL PERFORMANCE	1	2	3	4	5

Date: 6/9/2022

A. Pavani
Signature of the Student



Visakhapatnam, Andhra Pradesh, India
 P72X+CFJ, Punjabi Hotel Rd, Burujupeta, Chengal
 Rao Peta, Port Area, Visakhapatnam, Andhra Pradesh
 530001, India



Visakhapatnam, Andhra Pradesh, India
 P72X+8QV, Chengala Rao Peta, Jalaripeta, Port Area,
 Visakhapatnam, Andhra Pradesh 530001, India
 Lat 17.700786°
 Long 83.299487°
 16/09/22 03:16 PM GMT +05:30



KOT
AGRA

Google



Visakhapatnam, Andhra Pradesh, India
 P72X+FHC, Jalaripeta, Port Area,
 Visakhapatnam, Andhra Pradesh 530001, India
 Lat 17.701188°
 Long 83.298853°
 16/09/22 03:20 PM GMT +05:30



KOT
AGRA

Google



Visakhapatnam, Andhra Pradesh, India
 P72X+FHC, Jalaripeta, Port Area,
 Visakhapatnam, Andhra Pradesh 530001, India
 Lat 17.701188°
 Long 83.298853°
 16/09/22 03:20 PM GMT +05:30



KOT
AGRA

Google



Visakhapatnam, Andhra Pradesh, India
 20-112-72/19/1, Chengala Rao Peta, Jalaripeta, Port
 Area, Visakhapatnam, Andhra Pradesh 530020, India
 Lat 17.70128°
 Long 83.299818°
 16/09/22 02:58 PM GMT +05:30



KOT
AGRA

Google



Visakhapatnam, Andhra Pradesh
P72X+FHC, Jalaripeta, Port Area,
Visakhapatnam, Andhra Pradesh 5
Lat 17.701186°
Long 83.298853°
16/09/22 03:20 PM GMT +05:30



Visakhapatnam, Andhra Pradesh
21-42-1/2, Punjabi Hotel Rd, Chengal
Area, Visakhapatnam, Andhra Pradesh
Lat 17.701179°
Long 83.298526°
16/09/22 03:33 PM GMT +05:30



Visakhapatnam, Andhra Pradesh
P72X+FHC, Jalaripeta, Port Area,
Visakhapatnam, Andhra Pradesh 5
Lat 17.701186°
Long 83.298853°
16/09/22 03:20 PM GMT +05:30



Visakhapatnam, Andhra Pradesh
P72X+CFJ, Punjabi Hotel Rd, Burujupeta
Rao Peta, Port Area, Visakhapatnam, An
530001, India
Lat 17.701088°
Long 83.298575°
16/09/22 03:35 PM GMT +05:30